


Year 1 Phonics Check Information Session

Year 1 Phonics Screening Check – March 2024





Aims of the Session

- To recap how we teach phonics at Parklands.
- To explain what the Phonics Screening Check is and how it is carried out
- To discuss the importance of parents/carers with supporting their learning at home with this check



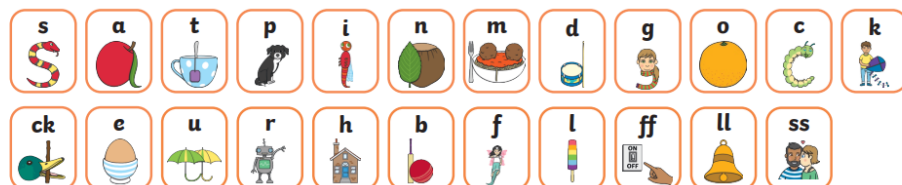


What is phonics?

- Children begin to learn phonics (sounds) in Early Years (Nursery and Reception). Once children begin learning sounds, these sounds are used orally to identify and make words.
- They will then begin to learn the letters which make each of the sounds and these are used to read and spell words.
- For this reason, the first initial sounds that are taught are 's', 'a', 't', 'p', 'i', 'n' because these can immediately
 - be blended for reading to make simple CVC words (consonant, vowel, consonant) e.g. sat, pin.
- Children then develop segmenting for writing skills; breaking the word into sounds to spell it out.

How do we teach Phonics at Parklands?


Level 2 Sounds



Level 3 Sounds

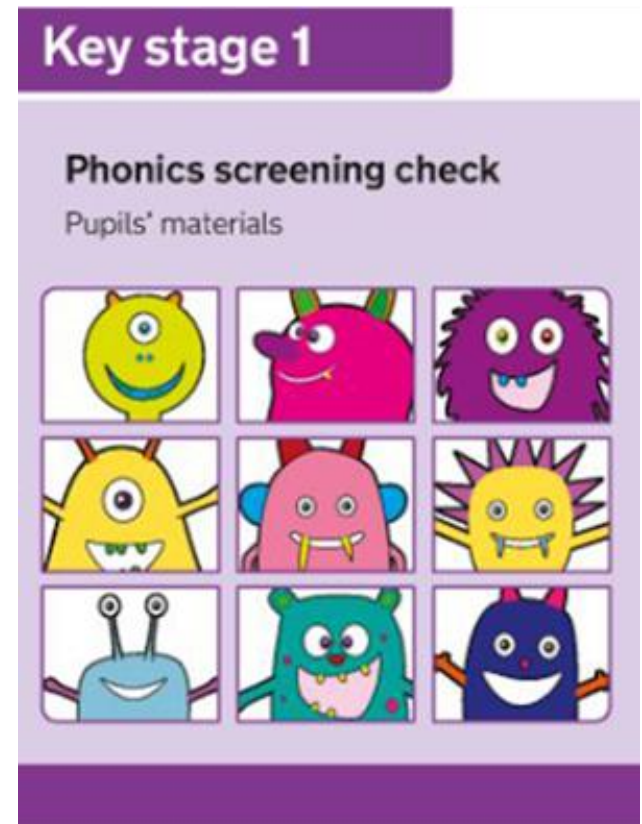


Level 5 Sounds



What is the phonics screening check?

- The phonics screening check is taken individually by all children in Year 1 throughout England in June – week beginning 10th June 2024.
- Children in Year 2 will also take the check if they did not achieve the required result when in Year 1 or they have not taken the test before.
- Some children may be excluded from the test – this decision is made in consultation with the government guidelines and the Headteacher.
- The check is designed to give teachers and parents information on how your child is progressing in phonics.



What is in the check?

poib 	boil
scroy 	toy
groiks 	moist
voisk 	spoilt
denoy 	royal
croining 	employ
throyd 	oyster

- The test contains 40 words
- Each child sits one-to-one and reads aloud to a teacher.
- The test will take between 5-10 minutes per child.
- The words the children read are a combination of real words and pseudo words.

The screening checks that your child can:

- Sound out and blend graphemes to read simple words
- Read phonically decodable one-syllable and two-syllable words e.g cat, sand, windmill

What are nonsense or pseudo words and why are they included?

- These are words that are phonically decodable but are not actual words with an associated meaning e.g. bri**p**, snor**b**.
- Pseudo words are included in the check specifically to assess whether your child can decode a word using phonics skills and not their memory.

ot



vap



osk



What happens to the results?

Parents will be informed of the results before the end of the summer term along with the threshold mark.

The results are also reported to the Local Authority.
The scores help the school to analyse our performance.



Is there anything I can do at home?

- Get into the habit of pronouncing the phonemes (sounds) in the correct way.
- Practise the phonemes, digraphs etc. Encourage children to look for 'special friends' in words before sounding it out. **Light** **cake**
- Use them to make different words at home and play phonics games, bingo games or pairs with key words.
- Play hunt the word round the house e.g. hide the key words and then ask them to go and find each one.
- Encourage the use of phonics in their writing too.
- Read lots of nonsense words.

the



Please read at home as much as you can

Year 1 Phonics Screening Check – March 2024



Useful Websites

<https://www.bbc.co.uk/bitesize/subjects/zgkw2hv>

<https://www.phonicsplay.co.uk/>

<https://www.twinkl.co.uk/resources/ks1-twinkl-go/english-ks1-twinkl-go/phonics-english-ks1-twinkl-go>

<https://www.topmarks.co.uk/Search.aspx?q=phonics%20games%20year%201>

<https://www.busythings.co.uk/families/subjects/phonics>

