



*Welcome to Early Years at Parklands Community Primary School*





# Aims of meeting:

- To have an overview of the Early Years Curriculum
- To learn about the provision on offer at Parklands
- To understand how our school day works
- To see how you can support your child in being ready for school
- To be familiar with key dates for September
- To meet the team supporting your child

Miss Hawkins



Mrs McInally

Miss Jones

Miss Laker

Miss Parker





Miss Charlotte Angeli  
Headteacher

---



Mrs Annette Thompson  
Assistant Head



Mrs Michelle Earnshaw  
Deputy Head

---



Mrs Natasha Bright  
Assistant Head SENCO



## What is the Early Years Foundation Stage? (EYFS)

There are 7 different areas of learning and development in the EYFS curriculum.

These are split into Prime areas and Specific areas.

Your child has been working on these at nursery or pre-school and will continue to do so through their reception year.

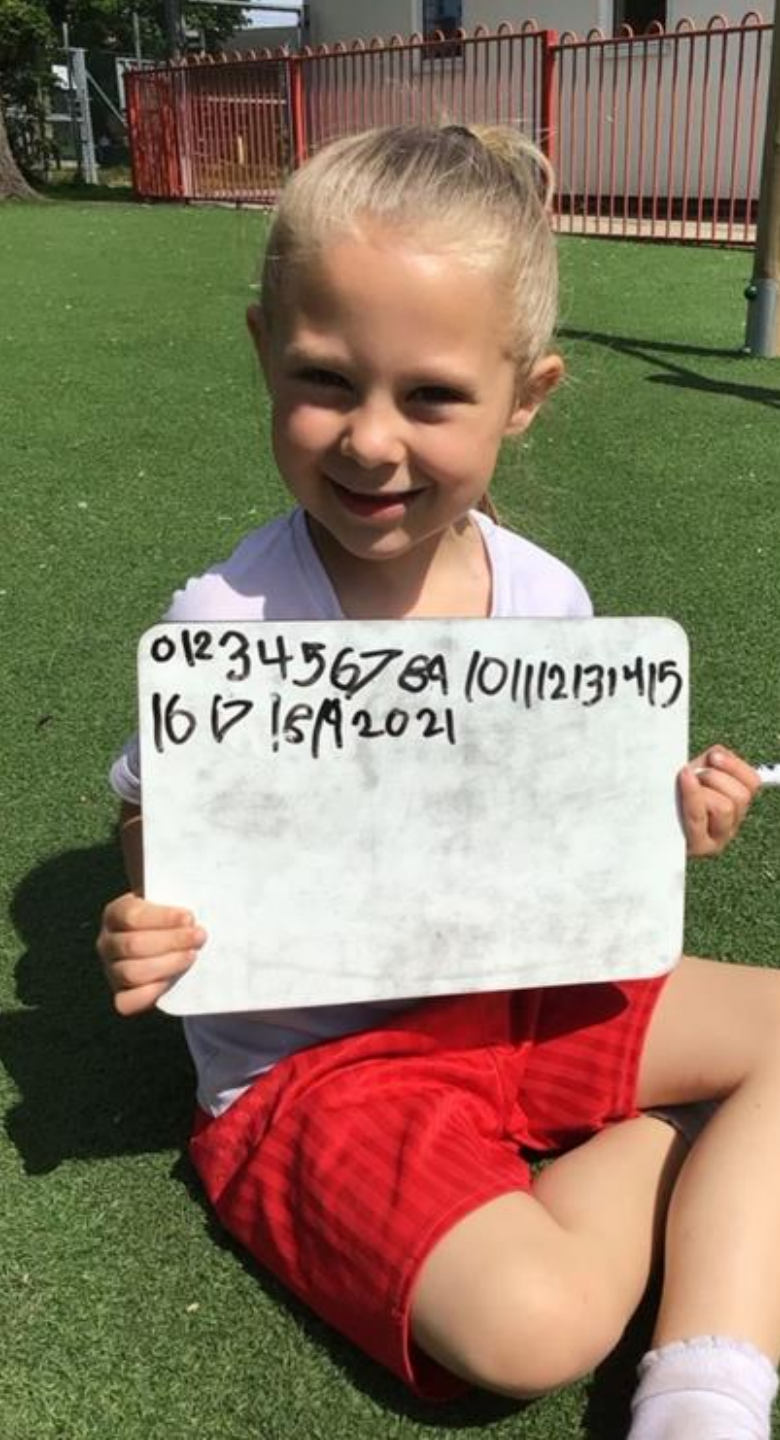


# Prime Areas

- Prime areas are fundamental and work together to support development in all other areas.

- Personal, social and emotional development
- Communication and Language
- Physical development






## Specific Areas

Specific areas include essential skills and knowledge for children to participate successfully in today's world.

- Literacy
- Mathematics
- Understanding the World
- Expressive Arts and Design



# Provision

- The continuous provision your child will be exposed to will consist of:
- Stimulating and real-life experiences, such as trips, special events, forest school and visitors
- Areas of learning that will be reflected both indoors and outdoors
- A balance between the amount of child-led and adult directed activities
- Times of free flow across both classes in order for children to work alongside each other and share resources and equipment.
- Specific linked provision activities



# Linked Provision

- The children will start at an activity in the morning which will be linked to an area of need identified by their class teacher.
- E.g. fine motor skills, turn taking, speech and language etc.





# A typical EYFS school day

8:40 - Children arrive - linked provision activities to begin day including self-registration

9:00 - Phonics followed by discovery learning activities

10.30 - English & discovery learning activities

11.35 - Story & lunchtime Routine

11.45 - Lunchtime

12:50 - Register & Maths

1:20 - Discovery learning

2:45 - Topic/Story time

3:00- Story & Home time Routine

3:10 - Home Time



# Timetable for Induction into school - Part 1 - July

	Group A	Group B
Induction 1	Wednesday 2 <sup>nd</sup> July 9.30am – 10.30am	Wednesday 2 <sup>nd</sup> July 10.45am – 11.45am
Stay and play dates	Tuesday 8 <sup>th</sup> July Thursday 17 <sup>th</sup> July 3.30pm – 4.15pm	Friday 11 <sup>th</sup> July Wednesday 16 <sup>th</sup> July 3.30pm – 4.15pm



# Timetable for Induction into school - Part 2 - September


	Group A – Apple & Ash	Group B – Apple & Ash
Monday 8 <sup>th</sup> September	Small groups – see separate information	
Tuesday 9 <sup>th</sup> September	Small groups – see separate information	
Wednesday 10 <sup>th</sup> September	9am – 11.30am	12.30pm – 3pm
Thursday 11 <sup>th</sup> September	8.45am – 12.45pm	
Friday 12 <sup>th</sup> September		8.45am – 12.45pm
Monday 15 <sup>th</sup> September	8.45am – 1.30pm	
Tuesday 16 <sup>th</sup> September		8.45am – 1.30pm
Wednesday 17 <sup>th</sup> September	Both Groups 8.40am – 1.30pm	
Thursday 18 <sup>th</sup> September	Both Groups 8.40am – 3.10pm from now on	
Friday 19 <sup>th</sup> September	8.40am – 3.10pm	



# How can you help prepare your child?

Some things to practise:

- Getting dressed and undressed – including a coat
- Toileting
- Knife and fork skills – to help with eating their school lunch
- Recognising their name
- Scissor skills
- Writing their name



# Other information



- Free fruit is available every day for your child
- Milk or water can be drunk during the school day. Milk can be ordered by signing up on line with 'Cool Milk.'
- All children in EYFS are entitled to free school meals provided for us by Chartwells.
- Uniform is available second hand from our PSA or to order/buy from Game, Set & Match
- Your child's learning is recorded using Seesaw – you will be provided with log-in details for this
- Please remember to name every item of school clothing including book bags, PE kits, water bottles and spare clothes



### **My favourite things at home are...**

(This might include: toys, games, comfort objects, stories, places...)

### **ALL ABOUT....**

---

(Encourage your child to write their name)

This is a photograph  
of me

### **My Feelings....**

(This might include what makes me happy, sad, angry or scared and how I show those feelings. When I'm feeling...it helps me if...?)

### **Special relationships in my life are...**

(This might include: family members, friends, people who look after me, other people involved in my life, even pets!)

My birthday is:

---

This is a photograph of  
my family.

(Photographs are lovely to see  
and share, and it helps us to  
know who everyone is!)

### **Anything else you might need to know about me...**

(This might include any health care needs, other people who are involved in my wellbeing, or any other information I would like to share with you.)





## **An A-Z Book all about...**



**The Early Years Foundation Stage**

**at**

**Parklands Community Primary School**

This booklet can be found on our website and is very child friendly. It introduces them to many elements of being in EYFS at Parklands.





# And finally..

Thank you for choosing Parklands Community Primary School for your child. We are really looking forward to helping your child learn and develop through their time with us. If you have any queries before September, please contact the school office, Mrs Thompson or Miss Laker before Friday 18<sup>th</sup> July.

Enjoy your summer break!

